

DC Series
Tubeaxial
Cooling Fans
Model No. D16T06

1.60" Sq. x .60"
(41 mm Sq. x 15 mm)
6-8 CFM
(2.8-3.8 L/Sec.)



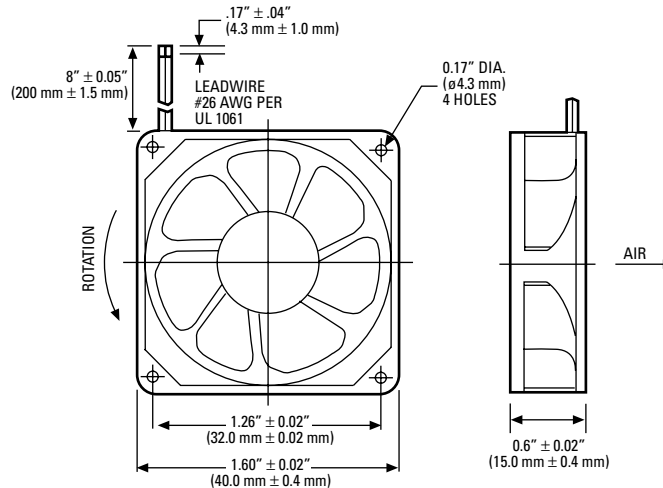
Features

- Solid-state brushless motor design provides:
 - Improved performance
 - High efficiency
 - Auto restart
 - Low input power
 - Lower operating voltages
- Precision ball bearing system provides:
 - Longer life
 - Higher temperature extremes
 - Lower noise over time
 - Maximum shock and vibration resistance
- Designed to meet the rigid standards of UL, CSA, VDE, and CE.

Accessories:
Finger guards

General Specifications

- Frame:** Reinforced polybutylene plastic (UL94V-0 rating)
- Impeller:** Reinforced polybutylene plastic (UL94V-0 rating)
- Bearings:** Precision, life-lubricated ball bearings
- Insulation:** UL-Class A
- Weight:** .71 ozs. (20 grams)
- Operating Temperature Range:** 14° to 158°F (-10° to 70°C)
- Insulation Resistance:** 10 megohms minimum @ 500 VDC
- Dielectric Strength:** 700 VAC for 3 seconds
- Safety Protection:** Electronic locked rotor protected; polarity protected
- Life Expectancy:** 50,000 hours minimum @ 77°F (25°C)

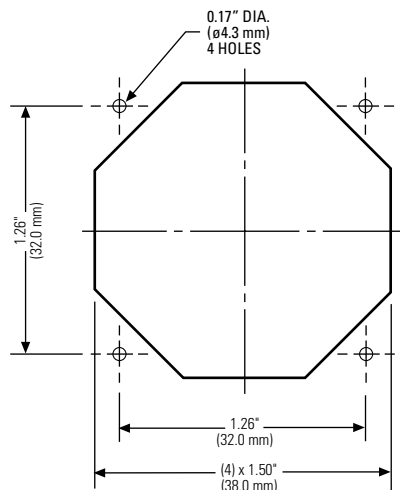


RED LEAD IS POSITIVE (+)
BLACK LEAD IS NEGATIVE (-)

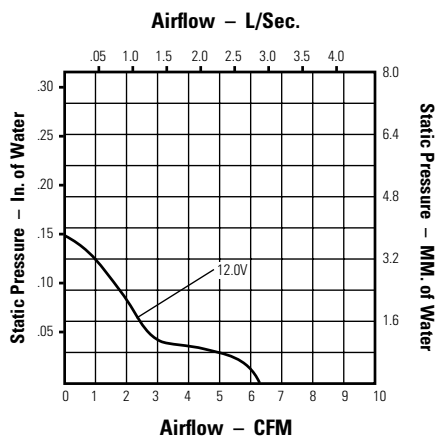
Globe Motors Part Number	Nominal Voltage VAC	Voltage Operating Range VDC	Watts	Line Amps	RPM	Acoustic Noise dBA	Airflow (Min.)	
							CFM	Liters per Second
D16-B06A-04W3-000	12	10.2 / 13.8	0.804	0.067	6000	28	6	2.8
D16-B06A-04W5-000	12	10.2 / 13.8	1.02	0.085	8000	34	8	3.8

*Note: For tachometer output models, substitute "B" in part number. Part Number D16-B06"A"-04W3-000 would change to D16-B06"B"-04W3-000. Minimum order quantity may apply.
For locked rotor sensor output models, substitute "C" in part number. Part Number D16-B06"A"-04W3-000 would change to D16-B06"C"-04W3-000. Minimum order quantity may apply.

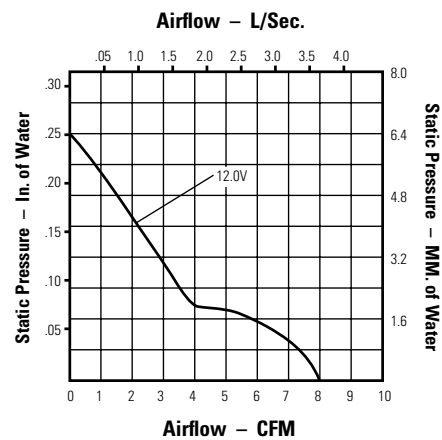
Installation Guide



Performance at Sea Level



D16-B06A-04W3-000



D16-B06A-04W5-000

Approvals



UL File No.
E105397



CSA File No.
72877



VDE File No.
17074-2611-0707



All operating specifications measured at nominal operating voltage, free air at sea level

NOTES: